

#1



The model walks towards the camera.

#2



The camera zooms in on the outfit.

#3




Closes up on the outfit on the computer program canvas.

#4



Sequences into the fabric for the bottle.

#5



Starts to zoom out of the top of the bottle.

#6



The bottle starts to rotate counterclockwise and tilt back as it moves towards the final spot, increasingly smaller.

#7



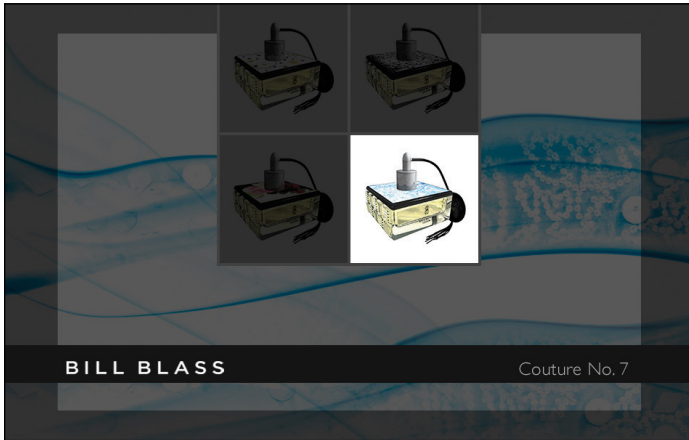
Continues to rotate counterclockwise a few times and tilt back to its final angle as it moves towards the final spot, getting smaller.

#8



After the bottle comes to its final size & position, it rotates one more time counterclockwise in place.

#9



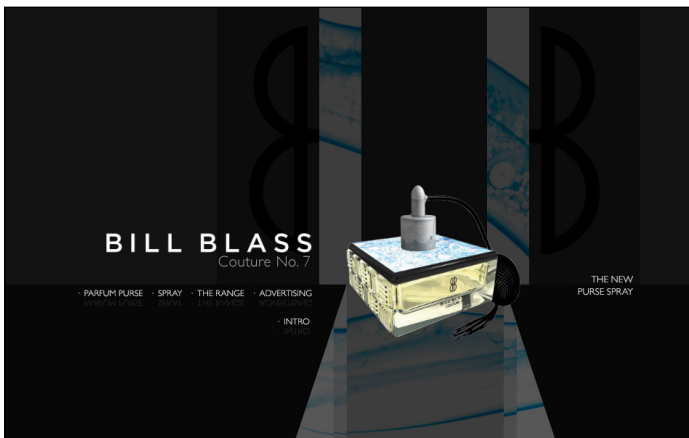
The last frame of the intro animation

#10



The rotation stops, and the base of the home page is in place.

#11



The content appears.

#12



The content of the parfum page shows up.